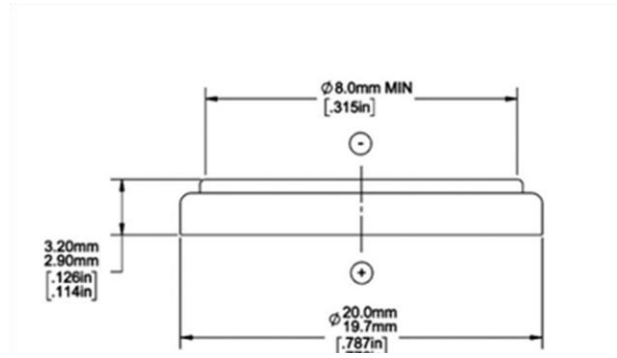


LITHIUM/MANGANESE DIOXIDE BATTERY



Size: PX2032



Dimensions shown are IEC standards

KEY FEATURES

- High Cell Capacity & High Energy
- High voltage response, stable during most of the lifetime of the application
- Reliable Performance
- Child-Safe Markings
- Wide operating temperature range (-30°C/ + 70°C)
- Low self-discharge with long operating life (<1% after 1 year of storage at + 20 °C)
- Excellent resistance to corrosion
- Designed to meet all major quality, safety and environment standards:
 - Safety: IEC 60086-4
 - Transport: UN 38.3
 - EU Battery Regulation and EU REACH compliance
 - Quality: ISO 9001, Duracell World Class Continuous Program

TYPICAL APPLICATIONS

- Medical devices
- Security Devices
- Wireless Sensors
- Fitness Devices
- Key-Fobs & Trackers
- Watches & Fitness Devices
- Fitness Devices

ELECTRICAL CHARACTERISTICS

- | | |
|---|---------|
| ▪ Nominal capacity (15k Ohm Cont., 2.0 V cut-off) | 260 mAh |
| ▪ Minimum Open Circuit Voltage (OCV) | 3.0 V |
| ▪ Standard Continuous Discharge Current | 0.6 mA |
| ▪ Maximum Continuous Discharge Current | 3 mA |
| ▪ Maximum Pulse Discharge Current at 1 sec | 50 mA |
| ▪ Nominal Energy | 745 mWh |
| ▪ AC Impedance @ 1kHz | 9 Ohm |

PHYSICAL CHARACTERISTICS

- | | |
|--------------------|------------------|
| ▪ Typical weight | 3.0 g (0.11 oz.) |
| ▪ Li metal content | approx. 0.08 g |

OPERATING & STORAGE CONDITIONS

- | | |
|-------------------------------|---|
| ▪ Operating temperature range | -30°C to 70°C
(-22°F to 158°F) |
| ▪ Recommended Storage | Storage area should be clean, cool
(preferably not exceeding +30°C), dry
and ventilated |
| ▪ Storage Humidity | 5°C to 30°C
(41°F to 86° F)
<70% |

PROCELL[®]
BY THE DURACELL[®] COMPANY

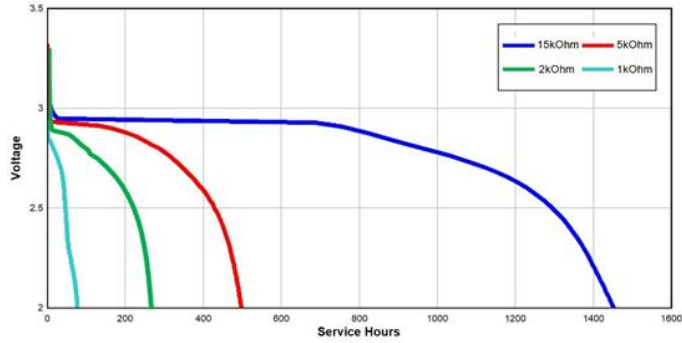
Procell Professional batteries
Berkshire Corporate Park
Phone: 1-800-544-5454 (Toll-free)
www.procell.com

Delivered capacity is dependent on the applied load, operating temperature, and cut-off voltage. Please refer to the charts and discharge data shown for examples of the energy/service life that the battery will provide for various load conditions.

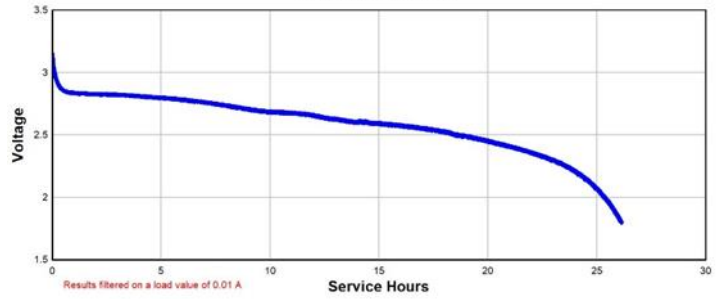
This data is subject to change. Performance information is typical. Contact Duracell for the latest information.

TYPICAL PERFORMANCE

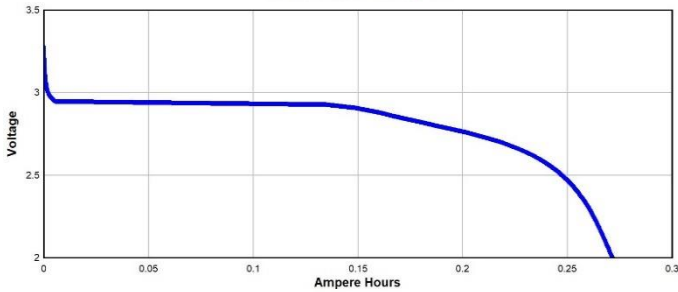
Continuous Discharge



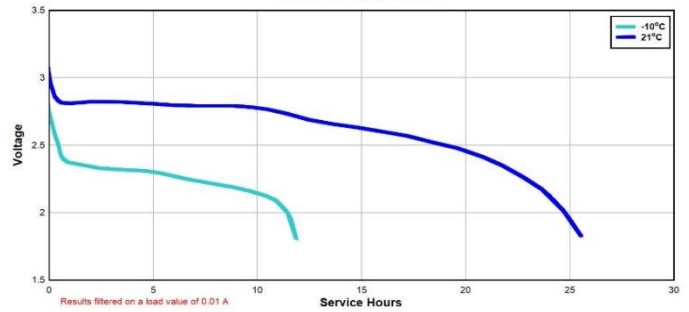
IEC Key Fob Test
10 mA 5s / 55s to 1.8V



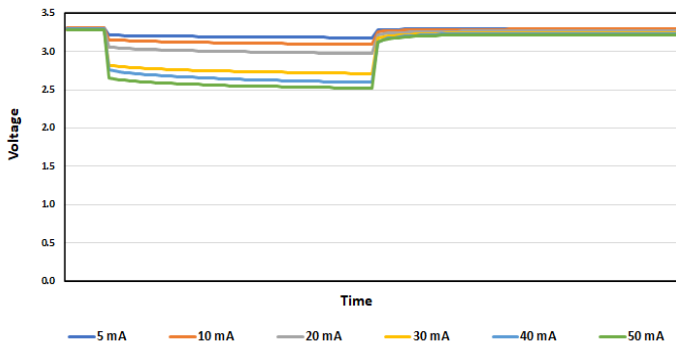
Rated Capacity
15k Ohm Continuous to 2V



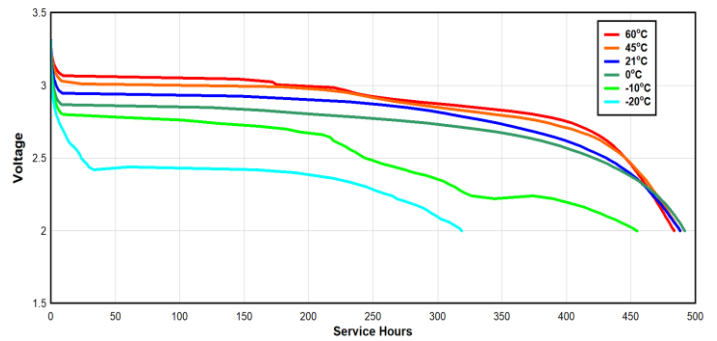
Temperature Performance - IEC Key Fob
10 mA 5s/m, 24h/d to 1.8V



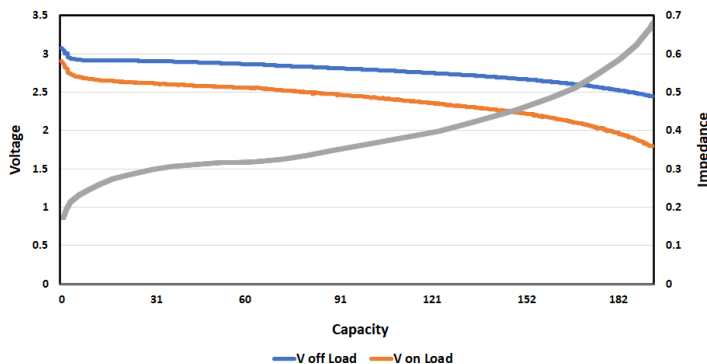
Pulse Load Capability
5 seconds Load Response



Temperature Discharge
5000 Ohm Continuous to 2V



Pulse Discharge Impedance
25mA 1s/14s to 1.8V



Delivered capacity is dependent on the applied load, operating temperature, and cut-off voltage. Please refer to the charts and discharge data shown for examples of the energy/service life that the battery will provide for various load conditions.

This data is subject to change. Performance information is typical. Contact Duracell for the latest information.

Warning

- Fire, explosion and burn hazard
- Do not recharge, short circuit, crush, disassemble heat above 100°C (212°F), incinerate or expose contents to water

Warning! Keep batteries away from children!

- Always keep your batteries away from children to prevent Swallowing.
- If ingestion does occur, however, be aware that initial symptoms may be similar to other childhood illnesses such as coughing, drooling and discomfort.
- Battery ingestion hotline (1-800-498-8666).

Cavity Contact Design Recommendation

- Duracell's latest safety innovation added to our CR2032 lithium coin batteries is a bitter coating on the back side of the cell. If a child puts a CR2032 lithium coin battery in their mouth, the bitter coating will immediately react with saliva to release a bitter taste which helps discourage swallowing.
- Duracell recommends device designers and manufacturers avoid placing contacts within 3.2 mm of the perimeter of the negative terminal as shown in Figure 1.




Figure 1

60086-4 © IEC:2007 Edition 3.0

Test	Test designation	Observation
A	Altitude	Pass
B	Thermal cycling	Pass
C	Vibration	Pass
D	Shock	Pass
E	External short circuit	Pass
F	Impact	Pass
G	Crush	Pass
H	Forced discharge	Pass
I	Abnormal charging	Pass
J	Free fall	Pass
K	Thermal Abuse	Pass

Delivered capacity is dependent on the applied load, operating temperature, and cut-off voltage. Please refer to the charts and discharge data shown for examples of the energy/service life that the battery will provide for various load conditions.

This data is subject to change. Performance information is typical. Contact Duracell for the latest information.